




# Submersible Pump

**40** Feet Head  
Per Stage  
In V-6 Pump

**50** Feet Head  
Per Stage  
In V-6 Pump



## Manufacturing Excellence



**Mfg. By : Shree Saibaba Industries**

## **FOLLOWING ARE SOME OF THE SPECIAL FEATURES.**

- (1) All Components are manufactured from material as per Indian Statnderd Specification
- (2) Motors are designed to operate under voltage fluctuations.
- (3) Motors have well designed sleeve and thrust bearings for longer life.
- (4) Motors stator & Rotor are vacuum impregnated and coated with epoxy powder coating to ensure corrosion resistance.
- (5) High operating efficiencies pumpset result into high water discharge rate and lower power consumption.
- (6) All rotating components and assemblies are dynamically balanced to ensure long bearing life and vibration free smooth operation,

## **COMPANY PROFILE**

SHREE SAIBABA INDUSTRIES Was establish in the year 2010. Initially the company manufactured submersible pumps. The Prime object was to procedure various types of submersible pump set to the demanding agriculture as well as domestic market.

The company is successfully running under experienced and able guidance of **Mr. Bharat Patel** Proprietor of the company the tremendous efforts put by him, in developing the infrastructure has helped the company in a grater way to satisfy the need expectations of the customer.

At present SHREE SAIBABA INDUSTRIES are manufacturing Submersible pump set as well as open well submersible pump.

Our product fulfill required ISI 8034 : 2002 which help us for continual improvements and onstant technological up gradation to meet the expectation of farmers.

SHREE SAIBABA INDUSTRIES wishes to meet the present and future needs of customer by developing manufacturing and marketing quality products, company main aim is to cater quality products than more products.

Company has taken extensive measure in the promotion of its products by various means. Company has widespread distributor network the company distributors are selected based on their market reputation, financial capabilities and attitude etc. Advertising media is also playing supportive role in launching the products in domestic market.

Our major manufacturing processes are in house turning, pressing painting, welding and assembly.



# **Shree Saibaba Industries**



# V-6 SUBMERSIBLE PUMP SET (C.I)

S.S. Motor Body & C.I. Bowl & S.S. Impeller  
(Copper Rotor) Suitable for 150mm Bor Dai.  
Three Phase Submersible Pumpset

**Head Per Stage : 40 feet**  
**Duty Point Head : 28 feet**

## SBI - 40

Model	Moter		Stage	Outlet Size	DISCHARGE IN L.P.M.							Price (Rs) 2.5 Mtr Cable
	K.W	H.P			0	60	90	120	130	150	170	
SBI 40	2.2	3	8	50	88	74	68	57	54	48	38	25000
SBI 40	3	4	10	50	110	93	85	71	68	60	48	27700
SBI 40	3.7	5	12	50	130	112	102	86	82	72	58	29900
SBI 40	4.5	6	15	50	165	140	128	108	103	90	73	34200
SBI 40	5.5	8	18	50	198	168	153	130	123	105	87	37700
SBI 40	7.5	10	24	50	264	200	213	190	183	168	145	44500

## SBI - 50

Model	Moter		Stage	Outlet Size	DISCHARGE IN L.P.M.							Price (Rs) 2.5 Mtr Cable
	K.W	H.P			0	90	130	150	180	190	210	
SBI 40	2.2	3	6	50	66	54	50	45	38	34	27	23900
SBI 50	3	4	8	50	88	76	67	63	58	52	40	26700
SBI 50	3.7	5	10	50	110	95	85	80	71	65	51	28800
SBI 50	4.5	6	12	50	130	114	102	95	86	78	62	32000
SBI 50	5.5	8	15	50	165	144	128	120	109	99	79	36100
SBI 50	7.5	10	20	50	210	191	171	160	145	131	104	41700
SBI 50	9.3	12.5	25	50	275	250	230	200	205	190	162	54400

## SBI - 60

Model	Moter		Stage	Outlet Size	DISCHARGE IN L.P.M.							Price (Rs) 2.5 Mtr Cable
	K.W	H.P			0	150	185	235	245	260	285	
SBI 60	2.2	3	5	50	55	45	40	35	32	30	25	23300
SBI 60	3	4	6	50	66	54	48	42	40	35	30	25500
SBI 60	3.7	5	8	50	88	72	64	56	52	48	40	27200
SBI 60	4.5	6	10	50	110	90	80	70	65	60	50	30800
SBI 60	5.5	8	12	50	132	108	96	84	78	72	60	33800
SBI 60	9.3	12.5	21	50	231	189	168	147	136	126	105	49600







# V-6 SUBMERSIBLE PUMP SET (C.I)

S.S. Motor Body & C.I. Bowl & S.S. Impeller  
(Copper Rotor) Suitable for 150mm Bor Dai.  
Three Phase Submersible Pumpset

**Head Per Stage : 40 feet**  
**Duty Point Head : 28 feet**

## SBI - 70

Model	Moter		Stage	Outlet Size	DISCHARGE IN L.P.M.							Price (Rs) 2.5 Mtr Cable
	K.W	H.P			0	175	220	260	270	285	310	
SBI 70	2.2	3	4	50	44	36	32	28	26	24	20	23000
SBI 70	3	4	6	50	66	54	48	42	40	35	30	25500
SBI 70	4.5	6	8	50	88	72	64	65	52	48	40	29200
SBI 70	5.5	8	10	50	110	90	80	70	65	60	50	32600
SBI 70	7.5	10	15	50	165	126	112	98	90	84	70	37700
SBI 70	9.3	12.5	18	50	198	162	144	126	117	108	90	47900
SBI 70	11	15	21	50	213	189	168	147	136	126	105	52100

## SBI - 80

Model	Moter		Stage	Outlet Size	DISCHARGE IN L.P.M.							Price (Rs) 2.5 Mtr Cable
	K.W	H.P			0	200	240	290	320	330	360	
SBI 80	3	4	5	50	55	45	40	35	32	30	25	24800
SBI 80	3.7	5	6	50	66	54	48	42	40	36	30	26000
SBI 80	7.5	10	12	50	132	108	96	24	78	72	60	36100
SBI 80	9.3	12.5	15	50	165	135	120	105	98	90	75	45100
SBI 80	11	15	19	50	210	171	152	133	124	114	95	50500

## SBI - 100

Model	Moter		Stage	Outlet Size	DISCHARGE IN L.P.M.							Price (Rs) 2.5 Mtr Cable
	K.W	H.P			0	185	220	300	320	330	360	
SBI 100	2.2	3	3	50	35	30	28	24	22	20	15	22200
SBI 100	3	4	4	50	45	40	39	32	30	28	25	24100
SBI 100	3.7	5	5	50	55	50	48	40	38	35	30	25400
SBI 100	4.5	6	6	50	65	60	58	48	45	42	35	28000
SBI 100	5.5	8	8	50	90	82	78	64	60	56	50	31000
SBI 100	7.5	10	10	50	115	100	97	80	75	70	60	34700
SBI 100	9.3	12.5	12	50	135	112	118	96	92	86	75	42700
SBI 100	11	15	15	50	170	140	125	112	100	92	80	47600
SBI 100	13	17.5	17	50	185	151	134	117	110	100	85	52200
SBI 100	15	20	20	50	220	175	166	160	120	112	90	55900







# V-6 SUBMERSIBLE PUMP SET (C.I)

S.S. Motor Body & C.I. Bowl & S.S. Impeller  
(Copper Rotor) Suitable for 150mm Bor Dai.  
Three Phase Submersible Pumpset

**Head Per Stage : 40 feet**  
**Discharge Point Head : 28 feet**

## SBI - 262

Model	Moter		Stage	Outlet Size	DISCHARGE IN L.P.M.							Price (Rs) 2.5 Mtr Cable
	K.W	H.P			0	300	350	450	500	550	600	
					Head in Meters							
SBI 262	2.2	3	2	65	23	20	17	15	11	5	3	21200
SBI 262	3	4	3	65	34	30	27	23	21	13	8	23700
SBI 262	3.7	5	4	65	45	40	35	30	28	17	10	26000
SBI 262	4.5	6	5	65	57	50	45	38	35	20	13	28900
SBI 262	5.5	8	6	65	68	60	55	46	42	26	16	32100
SBI 262	5.5	8	8	65	85	60	55	46	42	26	16	33900
SBI 262	7.5	10	8	65	91	81	73	62	55	35	22	36200
SBI 262	7.5	10	10	65	91	81	73	62	55	35	22	37200
SBI 262	9.3	12.5	10	65	115	102	92	78	70	45	28	43700
SBI 262	9.3	12.5	12	65	109	102	96	84	72	54	36	46200
SBI 262	11	15	12	65	138	122	110	93	84	55	32	48000
SBI 262	11	15	15	65	136	127	120	120	90	68	45	52200
SBI 262	13	17.5	14	65	160	142	128	110	98	64	40	52900
SBI 262	15	20	16	65	185	163	147	125	112	72	45	57100



## SBI - 271

Model	Moter		Stage	Outlet Size	DISCHARGE IN L.P.M.							Price (Rs) 2.5 Mtr Cable
	K.W	H.P			0	300	400	500	650	750	800	
					Head in Meters							
SBI 271	3.7	5	3	65	34	31	26	23	21	17	16	25500
SBI 271	4.5	6	4	65	45	40	35	30	28	23	21	28000
SBI 271	5.5	8	5	65	56	50	43	38	35	29	26	31500
SBI 271	7.5	10	6	65	67	60	52	45	42	34	31	34400
SBI 271	9.3	12.5	8	65	90	80	69	60	56	46	42	42200
SBI 271	11	15	10	65	112	100	87	75	70	57	52	47400
SBI 271	13	17.5	12	65	123	109	92	88	85	65	60	51700
SBI 271	15	20	14	65	123	109	92	88	85	65	60	55100



# V-6 SUBMERSIBLE PUMP SET (C.I)

S.S. Motor Body & C.I. Bowl & S.S. Impeller  
(Copper Rotor) Suitable for 150mm Bor Dai.  
Three Phase Submersible Pumpset

**Head Per Stage : 35 feet**  
**Duty Point Head : 25 feet**

**SBI - 302**

Model	Moter		Stage	Outlet Size	DISCHARGE IN L.P.M.							Price (Rs) 2.5 Mtr Cable
	K.W	H.P			0	300	400	500	650	750	800	
					Head in Meters							
SBI 302	3	4	2	75	22	18	16	15	14	12	10	22600
SBI 302	3.7	5	2	75	23	19	17	16	15	13	11	25200
SBI 302	4.5	6	3	75	33	28	25	24	22	20	15	27100
SBI 302	5.5	8	4	75	45	38	36	32	28	27	20	30800
SBI 302	7.5	10	5	75	55	48	43	40	35	34	25	33500
SBI 302	9.3	12.5	6	75	66	58	52	49	42	40	30	41400
SBI 302	11	15	8	75	78	67	60	57	49	46	35	46700
SBI 302	13	17.5	9	75	100	87	78	73	63	60	36	50200
SBI 302	15	20	10	75	100	87	78	73	63	60	35	52100



## ONLY MOTOR (CR ROTOR) WITH WINDING 150 MM BOREWELL

MOTOR	3 HP	4 HP	5 HP	6 HP	8 HP	10 HP	12.5 HP	15 HP
RATE	17500	18500	20000	21300	24700	28500	31500	34200
MOTOR	17.5 HP	20 HP						
RATE	37600	41300						

## ONLY C.I PUMP S.S IMPELLER REDIALFLOW

STAGE	3	4	5	6	8	10	12	14	15	16	18
K-TYPE	4800	5500	6300	7000	8500	10000	11500	13000	13900	14700	16200
STAGE	20	22	24								
K-TYPE	17800	19500	21200								

## ONLY C.I PUMP S.S IMPELLER MIXARFLOW

STAGE	1	2	3	4	5	6	8	10	12	14
SBI (262)			6800	7800	8700	9600	11500	13400	15500	17500
SBI (271)		4600	7300	8800	10000	11500	14400	17400	20200	23500
SBI (302)		4800	7800	9000	10200	11800	14500	17600		
V6 - V8	4000	6800	9600	11800	14000					



# V-6 to V-7 SUBMERSIBLE PUMP SET

S.S. Motor Body & C.I. Bowl & S.S. Impeller  
(Copper Rotor) Suitable for 150mm Bor Dai.  
Three Phase Submersible Pumpset

**50 Feet Head**



V-7 SBI 25			HEAD IN METER	Out Let Size 100 mm				
H.P	No.of Stage	Price Per Pumpset		DISCHARGE IN LPM				
				680	810	950	1030	1190
8	3	33100	41	36	33	30	24	
10	4	37700	54	48	44	40	32	
12.50	5	44800	68	60	55	50	40	
15	6	49500	81	72	66	60	48	

V-7 SBI 30			HEAD IN METER	Out Let Size 100 mm				
H.P	No.of Stage	Price Per Pumpset		DISCHARGE IN LPM				
				900	960	1100	1180	1350
6	2	28100	26	24	22	20	16	
10	3	37400	39	36	33	30	24	
12.50	4	43800	52	48	44	40	32	
15	5	48100	65	60	55	50	40	

V-7 SBI 40			HEAD IN METER	Out Let Size 100 mm				
H.P	No.of Stage	Price Per Pumpset		DISCHARGE IN LPM				
				950	1110	1200	1320	1470
8	2	32100	26	24	22	20	16	
12.50	3	43100	39	36	33	30	24	
15	4	46700	52	48	44	40	32	
20	5	57500	65	60	55	50	40	

V-7 SBI 50			HEAD IN METER	Out Let Size 100 mm				
H.P	No.of Stage	Price Per Pumpset		DISCHARGE IN LPM				
				1140	1270	1380	1550	1640
10	2	34900	26	24	22	20	16	
15	3	46100	39	36	33	30	24	
20	4	55600	52	48	44	40	32	
25	5	62700	65	60	55	50	40	





# V-6 SUBMERSIBLE PUMP SET(50 Feet)

S.S. Motor Body & C.I. Bowl & S.S. Impeller  
(Copper Rotor) Suitable for 150mm Bor Dai.  
Three Phase Submersible Pumpset

Head Per Stage : 50 feet  
Duty Point Head : 12 mt

**SBI - 50**

**RATIO VOLT - 415**

		Outlet (2") 50 mm	DISCHARGE IN LPM							Price	
H.P	STG		60	70	80	115	135	160	170	Only Pump	Pumpset
3	6	HEAD IN METER ↑ ↓	90	84	78	72	60	48	36	12350	30600
5	10		147	140	130	120	100	80	60	18200	38700
6	12		177	168	156	144	120	95	70	21000	43600
8	15		220	210	195	180	150	120	90	25450	49800
10	20		298	280	260	240	200	160	120	32680	59800
12	25		320	350	325	300	250	200	150	40000	69500
15	30		443	420	390	360	300	240	180	47200	79800

**SBI - 60**

		Outlet (2") 50 mm	DISCHARGE IN LPM							Price	
H.P	STG		85	115	130	155	175	190	225	Only Pump	Pumpset
3	5	HEAD IN METER ↑ ↓	74	68	65	60	50	40	30	11200	29500
5	8		119	106	104	96	81	64	45	15800	36400
6	10		150	135	130	120	100	80	56	18900	41400
8	12		177	160	156	144	121	96	68	22250	46700
10	16		235	210	207	192	162	127	90	28900	56000
12.5	18		267	240	233	216	175	135	95	31750	61300
15	22		325	290	285	264	211	165	117	37410	70100
17.5	27		400	360	350	324	275	215	150	46000	81200
20	30		440	395	380	360	306	218	170	49800	87400

**SBI - 80**

		Outlet (2") 50 mm	DISCHARGE IN LPM							Price	
H.P	STG		100	160	190	200	220	270	300	Only Pump	Pumpset
3	4	HEAD IN METER ↑ ↓	59	55	51	48	39	30	21	9300	27600
5	6		87	82	77	72	58	45	30	13450	34000
6	8		120	110	102	96	78	60	40	16400	38900
8	10		148	135	130	120	96	75	53	19850	44300
10	12		178	164	154	144	115	90	65	22800	49900
12.5	15		222	208	194	180	144	111	80	27550	57100
15	18		267	248	230	216	175	135	95	32300	64800
17.5	22		325	305	285	264	210	165	115	38400	73300
20	25		370	350	322	300	240	185	133	42650	80200





# V-6 SUBMERSIBLE PUMP SET (50 Feet)

## SBI - 100

		Outlet (2.5") 65 mm	DISCHARGE IN LPM							Price	
H.P	STG		120	200	240	260	320	350	400	Only Pump	Pumpset
3	3	HEAD IN METER ↑ ↓	44	41	39	36	30	23	14	8500	26800
5	5		74	70	65	60	49	39	24	12050	32600
6	6		88	83	78	72	59	47	27	13850	36300
8	8		128	110	105	96	80	60	40	17350	41900
10	10		160	140	130	120	90	78	47	20900	48000
12.5	12		180	165	156	144	119	95	57	24500	54100
15	15		225	205	193	180	155	119	71	29800	62400
17.5	18		268	250	233	216	180	143	86	35100	70100
20	20		300	280	260	240	200	160	95	38650	76200

## BSI - 125

		Outlet (2.5") 65 mm	DISCHARGE IN LPM							Price	
H.P	STG		130	230	270	320	400	450	500	Only Pump	Pumpset
5	4	HEAD IN METER ↑ ↓	60	56	53	48	40	31	19	10700	31200
6	5		75	70	66	60	50	39	24	13250	35700
8	6		90	84	80	72	60	47	29	14850	39300
10	8		119	110	106	96	80	63	39	18700	45800
12.5	10		150	139	133	120	100	80	49	22550	51800
15	12		180	168	160	144	120	95	59	25350	57900
17.5	14		205	194	186	168	140	110	69	29050	64000
20	16		240	224	212	192	160	127	80	32150	69700

## SBI - 150

		Outlet (2.5") 65 mm	DISCHARGE IN LPM							Price	
H.P	STG		150	300	360	400	480	540	620	Only Pump	Pumpset
3	2	HEAD IN METER ↑ ↓	30	28	26	24	18	14	10	7000	25300
5	3		45	42	40	36	26	21	14	9350	29900
6	4		60	56	51	48	36	28	19	14450	33900
8	5		75	70	64	60	44	35	24	15000	37900
10	7		105	98	80	84	62	50	34	15650	42800
12.5	8		120	111	102	96	70	57	39	19600	49100
15	10		150	139	129	120	88	70	49	22800	55400
17.5	12		180	167	155	144	105	85	59	26750	61700
20	13		195	190	169	156	115	92	64	28300	65800





# V-6 SUBMERSIBLE PUMP SET (50 Feet)

S.S. Motor Body & C.I. Bowl & S.S. Impeller  
(Copper Rotor) Suitable for 150mm Bor Dai.  
Three Phase Submersible Pumpset

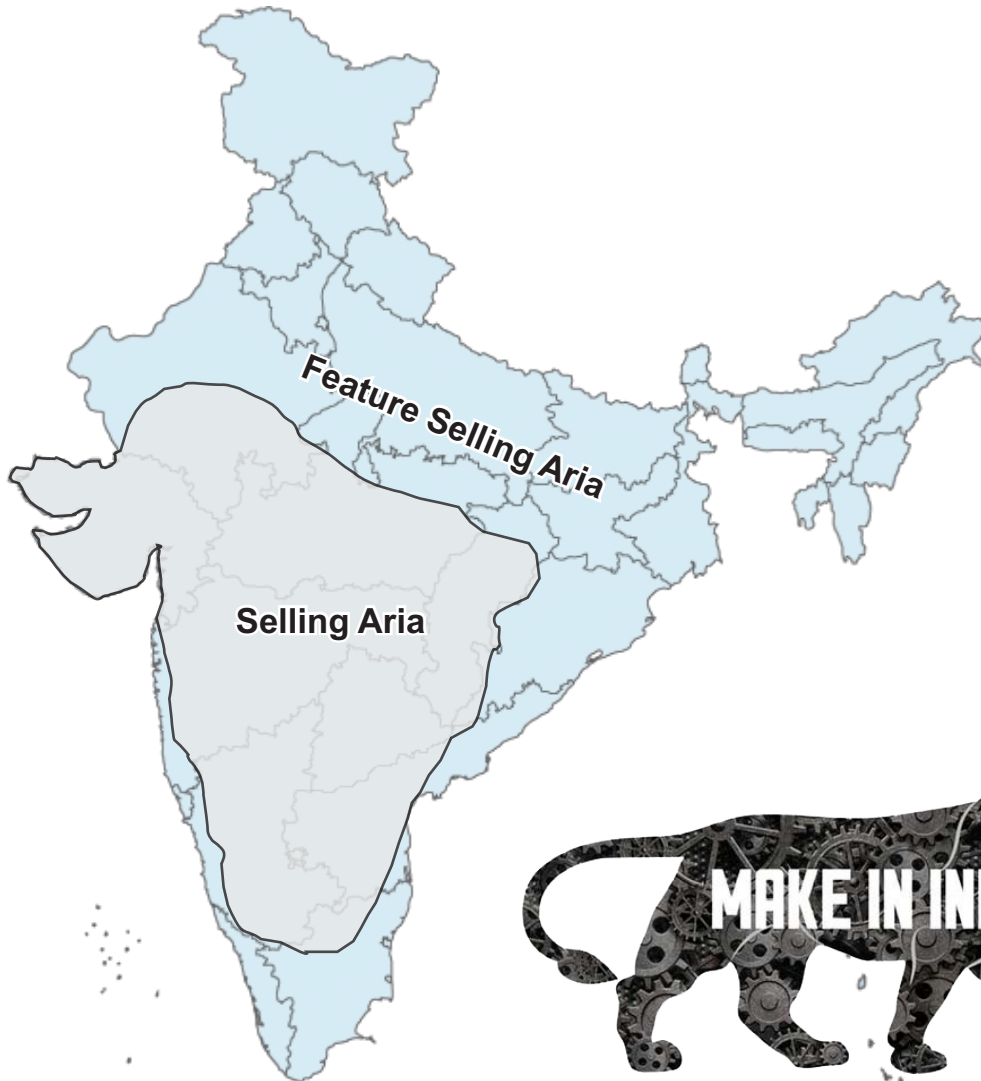
Head Per Stage : 50 feet  
Duty Point Head : 12 mt

SBI - 200

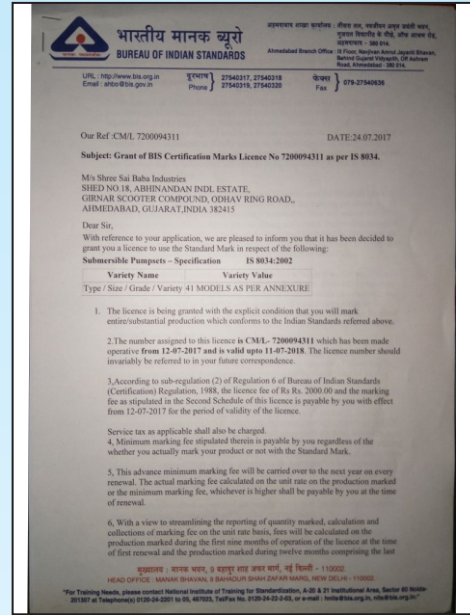
RATIO VOLT - 415



H.P	STG	Outlet (3") 75 mm	DISCHARGE IN LPM							Price	
			300	350	420	530	610	800	810	Only Pump	Pumpset
5	2	HEAD IN METER ↑ ↓	30	28	26	24	20	14	77	6800	27400
6	3		45	41	39	36	30	23	10	9200	31900
8	4		59	55	52	48	10	30	14	12100	36500
10	5		74	69	65	60	50	37	17	14200	41300
12.5	6		90	83	78	72	60	44	21	16100	45700
15	8		120	110	105	105	80	60	27	20100	52700
20	10		150	139	131	120	100	74	34	24100	61600







SBI water filled submersible motors are re-windable, water lubricated and water-cooled. It features water lubricated thrust assembly and bushes, specially designed high performance thrust plates are used that can withstand thrust loads with winding wire and made up of low watt loss stamping assembled under pressure, rigidly locked in a stainless steel stator shell. Stator is impregnated with varnish. Rotor is coated with power coating method to resist against corrosion. Pressure equalizing rubber diaphragm is provided to guard the pressure and volume variation of the water inside the motor. SBI submersible motor confirms IS:8034

SBI submersible pumps are of multistage centrifugal with water-lubricated bushes, which are firmly coupled to a submersible electric motor, which operates submerged beneath the surface of water. These models are incorporated with built-in check valve, which prevents back flow, reduces the risk of water hammering. Incorporation of many innovative technical features, they are robust and maintenance free in service and have acquired for their reliability and long life. SBI submersible pumps confirm to IS : 8034.

1. Delivery as per availability of stock / ex, stocks prior to sales.
  2. Payment : 20% of the bill amount as advance with order Rest on delivery.
  3. Mode of payment : Through DD / Cash or document through bank.
  4. Tax : All taxes like sales etc. Will be charged extra as applicable.
  5. All Above prices are ex-godown Ahmedabad.
  6. Please treat all the previous Price-list as cancelled.
  7. All Legal Proceedings are Subject to Ahmedabad Jurisdiction Only.
- Validity : The Price list to be effective from..... and is valid till the next circular.

**Dealers :**




**18, Abhinandan Estate, Girnar Shooter Compound, Ring Road Circle, Odhav, Ahmedabad.**

**Website : [www.shreesaibabaindustries.in](http://www.shreesaibabaindustries.in)**

**E-mail : [sbipump2@yahoo.com](mailto:sbipump2@yahoo.com)**

**Customer Care : 84880 01600**



**Shree Saibaba Industries**